

series Smartmac


LEADERMAC Smartmac Series

The LEADERMAC Smartmac Series 4-side moulder is designed to perform wood moulding more efficiently by optimizing the machine capacity. Its cast iron machine frame provides high rigidity and high stability for years of dependable deformation-free operation. The Smartmac series also features advanced design, making it unique in the industry.

Leadership Through Performance and Reliability



Picture shown is LMC-423S
Standard Infeed Table Length - 2 meters (78").



Choice of Machine Models - from LMC-423S (4-Spindle) to LMC-523S (5-Spindle)

World Class Moulding Solutions

OUTSTANDING FEATURES:

- All moulders awarded CE certification.
- 1-piece, Cast Iron Machine Frame is specially heat treated for maximum stability and rigidity as standard configuration.
- Faster Feed Speeds of up to 24 meters a minute(80 fpm) are standard.
- Adjustment of each spindle except last bottom spindle can be easily performed by using the front adjustment levers.
- Each spindle is driven by an individual motor for powerful drilling and easy control.
- Pneumatic Pressure of the top feed rolls can be easily set to provide an outstanding feeding effect.
- Table surfaces are hard-chrome plated for maximum wear resistance.
- All manually adjusted turning parts are housed in permanent grease lubricated bearings for oil-free lubrication.
- The Full Safety Enclosure serves as a chip and piece guard and helps to reduce noise.

The Ultimate 4-Side Moulder from LEADERMAC Superior Performance! Increased Productivity!




ADJUSTABLE CUTTERHEAD GUARD

The cutterhead guard for the vertical spindle can be adjusted to suit various cutterhead sizes. A graduated scale is provided to indicate the guard adjustment amount.



SIDE PRESSURE WHEELS FOR THIRD SPINDLE

Provides positive feed effect for short and narrow stock.



POWERED INFEEED BOTTOM ROLLER

Powered Infeed Bottom Roller (actually More Powered Top & Bottom Feed Rolls than almost all of our competition.) The smooth initial feeding of the stock is achieved by means of the independently powered infeed rollers.




VERSATILE LAST SPINDLE

The last top horizontal spindle can be fitted with planing knives or multiple sawblades.



LIFTABLE AUXILIARY FEED ROLLER

The short stock powered feed mechanism provides added smoothness for short workpiece feeding. The auxiliary feed rollers are power driven for effortless feeding effect, and are quick-liftable for convenient cutterhead change or setup.



LED DISPLAY (OPTIONAL)

The desired values for thickness are displayed on the LED readout.

POWERED SPINDLE ADJUSTMENT (OPTIONAL)

The left vertical spindle can be power adjusted for quick set-ups.



Integrating Many Fine Features & the Latest in Technology You've Come to Expect
 Many High Quality Features Add More Value to Your Production
 With fine features to give you the Winning Edge in 4 Sided Moulding.




FEED TABLE

The entire Cast Iron – Chromed Infeed table is normalization heat treated for maximum stability. Infeed Table adjustment is quickly accomplished by means of a quick-setting levers.



CONTROLLER

The speed is VFD Inverter controlled, and all electrical components meet CE, UL & CSA standards.



UNIVERSAL SPINDLE (OPTIONAL)

The universal spindle can be operated horizontally, vertically or at any angle in between. Powered universal spindle horizontal elevation provides quick set-ups.



**EASYSET CONTROLLER (OPTIONAL)
 TOUCH SCREEN CONTROL**

- 5.7" HMI (Memory 200 sets).
- Automatic machine quick setup.
- Easy and powerful functionality.
- Workpiece settings on left and top axes as desired.
- The width and thickness setting can be easily set using the programmable controller.
- The desired values for thickness are displayed on HMI.

A Wide Range of Spindle Configurations

(Other configurations available on request)




Spindle configuration

STANDARD EQUIPMENT:	Standard Machine Specs	Optional Specs
Working Width (at a tool cutting circle of 140 mm)	15mm - 230mm (0.59" -9.1")	
Working Thickness (at a tool cutting circle of 163 mm)	10-125mm (0.39"-4.9")	
Number of Spindles, min-max	4 or 5 Spindles	Universal - optional
Feed Motor	5 HP / INVERTER	
Feed Speeds, Infinitely Variable	6-24 m/min (19.5-80 fpm)	
Base / Motor Power for 1st Bottom Spindle	to 7.5 KW / 10 HP-11 KW / 15 HP	
Base / Motor Power Per Spindle Except 1st Bottom Spindle	7.5 KW / 10 HP	to 15 HP
Spindle Speed	6000 RPM	7200 rpm
Spindle Diameter	40 mm (1.6")	1 1/2", 1 13/16"
Tool Cutting Circle, First Bottom Spindle, Min-max	125-160 mm (4.9"-6.3")	
Tool Cutting Circle, Vertical Spindles, Left, Min-max	112-180 mm (4.4"-7.1")	
Tool Cutting Circle, Vertical Spindles, Right, Min-max	112-180 mm (4.4"-7.1")	
Tool Cutting Circle, Horizontal Spindles, Top, Min-max	112-200 mm (4.4"-8")	
Tool Cutting Circle, Horizontal Spindles, Bottom, Min-max	112-200 mm (4.4"-8")	
Feed Roll - Diameter	140 mm (5.5")	
Feed Roll - Width - Top Rolls	50 mm (2") each	
Feed Roll - Width - Bottom Roll(s)	Full Width	
Pneumatic / Air Pressure for Feed Rolls, Max	6 Bar (85 psi)	
Adjustment Range for Infeed Table and Edge-Jointing Fence	10 mm (0.4")	
Adjustment Range of Vertical Spindles (Axial)	20 mm (0.8")	
Adjustment Range of Horizontal Spindles (Axial)	20 mm (0.8")	
Length of the Straightening Table	2 M (78.7")	2.5 M (98") & 3 M (120")
Diameter of Dust Hood for Vertical Spindle	Ø125 mm (5")	
Diameter of Dust Hood for Horizontal Spindle	Ø125 mm (5")	
Sectional Top Head Chipbreaker	Spring Tensioned - Std.	Pneumatic
Chainless HD Cardan Shaft Feed System	Std.	
Mechanical Digital Readouts for All Head Axis, Top Head Chip Breakers & Pressure Shoe	Std.	
Full Sound and Safety Enclosure with Srobless Lighting	Std.	
Motorized Vertical Adjustment of Feed Beam	Std.	
Lateral Pressure Dual Rolls Opposite First Right Spindle	Std.	Pneumatic

● All specifications, dimensions and design characteristics are subject to change without notice.

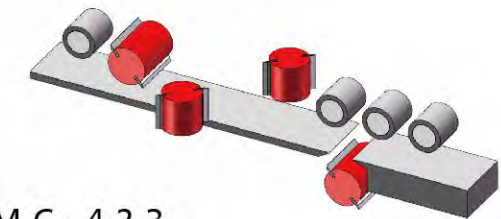
OPTIONAL EQUIPMENT:	
Program system provides faster setting	CE specifications
Setting and measuring devices	Universal spindle, tool cutting circle min 112mm, max 200mm
Increased horsepower	Auto-timber lubrication for feeding table



Quality Features Add More Value to Your Production

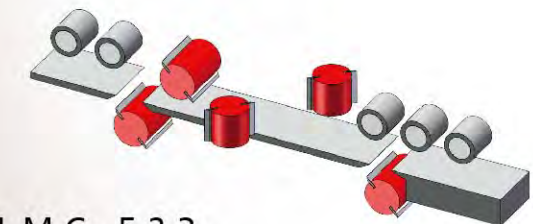
Leadership Through Performance and Reliability

LEADERMAC's wide variety of 4-side moulders have all the very latest technology for increased productivity, product quality & reliability. These Heavy Duty Moulders are designed to provide fast cutting speeds and highest quality & accuracy. These machines are precision manufactured by our highly skilled technicians - plus Leadermac service, training, and moulding know-how is offered with each moulder. No matter what your moulding jobs call for, there is a Leadermac 4-side moulder that's right for you.



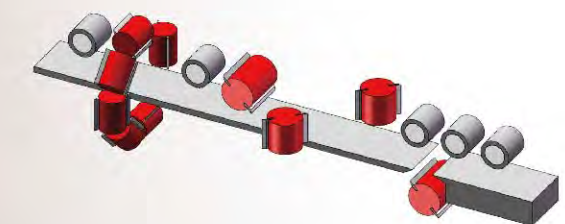
LMC - 4 2 3

4-SPINDLE



LMC - 5 2 3

5-SPINDLE



LMC-523S with Universal Spindle

5-SPINDLE